



AUTOJET® PRECISION SPRAY CONTROL SYSTEMS

FOR FOOD CONTACT APPLICATIONS



Spraying Systems Co.®
Experts in Spray Technology





THE SECRET TO UNIFORM COATING: PRECISION SPRAY CONTROL

Applying ingredients, flavorings, coatings and release agents can be challenging. In order to achieve uniform coating, processors have often tolerated the waste of costly coatings, misting, excessive maintenance downtime, high scrap rates and more. Now there is a way to eliminate all those problems and apply the exact amount of coating required directly on the target – even when using high-viscosity coatings. AutoJet® Precision Spray Control Systems provide unmatched accuracy to ensure uniform coating with minimal waste.

In the pages that follow, you will learn more about how AutoJet Precision Spray Control Systems work and see how easy it is to configure a system to fit your exact requirements.





TABLE OF CONTENTS

	PAGE
AUTOJET® PRECISION SPRAY CONTROL SYSTEMS OVERVIEW	4-7
ACHIEVING RESULTS WITH AUTOJET PRECISION SPRAY CONTROL SYSTEMS	8-9
OPTIONS AND SPECIFICATIONS	10-15


IS YOUR COATING SPRAYABLE?

The answer to this question is, almost always, yes. We have a proven track record of using spray technology to apply just about every coating, ingredient, slurry, flavoring and topping. The best way to determine if your coating is sprayable is with a proof-of-concept test in our spray laboratories.

Here's a partial list of coatings being successfully applied with spray technology:

- | | | | |
|-------------------------------|--------------------|--------------------------------------|-----------------------------------|
| • Alcohol (ATEX version only) | • Caramel | • Food grade dyes and inks | • Milk |
| • Anti-foaming agents | • De-ionized water | • Gels | • Oils |
| • Antimicrobials | • Eggs/egg wash | • Glazes/syrups | • Shortening |
| • Aromas | • Emulsions | • Lecithin | • Slurries – starch, sugar, yeast |
| • Ascorbic acid | • Enzymes | • Liquid smoke flavor | • Wax |
| • Butter | • Fat | • Lubricants/release agents/silicone | |





AUTOJET® PRECISION SPRAY CONTROL SYSTEMS OVERVIEW: SUPERIOR PERFORMANCE

AutoJet® Precision Spray Control Systems consist of PulsaJet® automatic spray nozzles and an AutoJet spray controller. Many systems also include a spray manifold. These systems use Precision Spray Control (PSC) to ensure coatings are applied consistently, uniformly and with minimal waste even when conveyor line speed changes.

PSC uses an AutoJet spray controller to turn electrically-actuated PulsaJet nozzles on and off very quickly to control flow rate. The cycling is so fast that the flow often appears to be constant. Flow rate changes are based on line speed and occur almost instantaneously to ensure the proper application rate.

PSC also enables a single PulsaJet nozzle to produce a wide range of flow rates. Electrically-actuated hydraulic versions can achieve very low flow rates – comparable to the flow rates of air atomizing nozzles. Using hydraulic nozzles eliminates the need for costly compressed air and minimizes the misting and overspray problems often associated with air atomizing nozzles.

PSC BENEFITS:

- Reduces product scrap caused by over- or under-application of coatings
- Reduces the use of costly coatings by applying the proper coating volume directly on the target
- Increases production – fast cycling (up to 15,000 cycles per minute) of nozzles keeps pace with high line speeds





- Eliminates maintenance time to clean excess coating from equipment and/or floor due to over-application
- Improves worker safety by minimizing misting
- Minimizes the need to change spray set-ups between batches – a single nozzle produces a wide flow rate range
- Eliminates the need for compressed air in some coating operations

SEE THE BENEFITS OF PSC:
spray.com/psc

HOW PRECISION SPRAY CONTROL WORKS


Electrically-actuated spray nozzles are turned on and off very quickly to control flow rate. This cycling is so fast that the flow often appears to be constant.

With traditional nozzles, flow rate adjustments require a change in pressure. Changing pressure also changes the nozzle's spray angle/coverage and drop size. With PSC, pressure remains constant enabling flow rate changes without changes in spray performance.


NOZZLES SPRAYING 90% OF THE TIME



NOZZLES SPRAYING 50% OF THE TIME



NOZZLES SPRAYING 25% OF THE TIME



UNMATCHED COATING SYSTEM VERSATILITY

PulsaJet® nozzles and an AutoJet® spray controller are required to achieve PSC. Many systems include a spray manifold as well to ensure proper fluid delivery to the nozzle. A wide range of nozzle, controller and manifold options are available so performance can be tailored to the specifics of the coating viscosity and desired level of automation.

Contact your local sales engineer for system selection assistance and a no-obligation demonstration.



PULSAJET NOZZLES:

- Threaded or sanitary connections
- Standard, recirculating and temperature control designs
- Hydraulic and air atomizing versions

SPRAY MANIFOLDS:

- **98250 spray manifold** for use with hydraulic PulsaJet spray nozzles
- **63600 heated and non-heated manifolds** for use with hydraulic and air atomizing PulsaJet nozzles

SEE DETAILED SPECIFICATIONS ON PAGES 10-15



AUTOJET® SPRAY CONTROLLERS:

- **AutoJet Model 1550+ Modular Spray System**
with basic on/off spray control for up to eight PulsaJet nozzles
- **AutoJet Model 2008+ Spray Control Panel**
provides timing and sensor control for up to 16 PulsaJet nozzles
- **AutoJet Model 2250+ Spray Control Panel**
with sophisticated real-time monitoring and closed-loop control for up to 16 PulsaJet nozzles

AUTOJET PRECISION SPRAY CONTROL SYSTEMS: IDEAL FOR A WIDE RANGE OF COATING, MOISTENING AND LUBRICATING APPLICATIONS

Here are just a few examples of how food processors are using our systems:

- Spraying oil, butter and flavorings on dough prior to baking to improve taste and appearance
- Applying release agents to pans and conveyors to prevent products from sticking
- Adding viscous coatings like glazes, sugar slurries and cinnamon to breakfast foods, snacks and desserts
- Applying antimicrobial agents to ensure food safety
- Coating products with preservatives and mold inhibitors to extend shelf life
- Applying moisture to products to help ingredient adhesion
- Adding water to foods to balance moisture loss from freezing
- Misting fruits and vegetables to ensure product stickers remain affixed after application
- Applying corn syrup to cake plates on packaging lines to minimize product movement once placed
- Applying a precise coating of oil to maintain a consistent calorie count
- Scoring bread
- Spraying yeast slurry on baked goods before packaging to extend shelf life





ACHIEVING RESULTS WITH AUTOJET® PRECISION SPRAY CONTROL SYSTEMS

BAKERY INCREASES PRODUCTION SPEED FIVE-FOLD

Problem: Geary's Bakeries, one of Britain's best known craft bakeries, needed to ensure that seed toppings would consistently adhere to rolls. Applying too much water caused the seeds to sprout and too little water resulted in seeds falling off. Geary's was having workers dip each dough ball in water and then pressing it into seeds – a slow and tedious process.

Solution: PulsaJet® spray nozzles now apply a precise volume of water to the rolls. An AutoJet® Model 1550+ Modular Spray System automatically adjusts the flow rate for variations in line speed. Operators can easily set the duration of the spray cycle based on the type of baked good and the delay time between the detection of the baking tray and beginning of the spray cycle.

RESULTS:

System payback: less than three months

Seed application: time reduced from 5 seconds per roll to 1 second per roll

Improved product quality: seed adhesion problems eliminated

REDUCED SOYBEAN OIL WASTE SAVES PIZZA PRODUCER MORE THAN US\$50,000

Problem: Inconsistent application of soybean oil to pizza crust dough made it impossible to validate the calorie count of the finished pizza. In addition, over application of the oil was costly and the excess increased conveyor belt wear.

Solution: The soybean oil is sprayed on the dough by PulsaJet nozzles. Operators simply select the oil application rate based on the type of pizza being produced and activate specific nozzles to match spray coverage to the width of the dough. PSC is used to apply the proper volume of oil based on line speed.

RESULTS:

System payback: less than 10 months

Calorie count: now easily validated

Eliminated soybean oil waste: savings of US\$38,000 annually

Extended conveyor belt wear life: savings of US\$13,000 annually





SEE MORE DETAILS ON THESE &
DOZENS MORE RESULTS STORIES AT
spray.com/results

AUTOMATED SPRAY SYSTEM ELIMINATES COSTLY QC PROBLEM FOR BAKERY

Problem: Damaged cakes and customer complaints prompted this bakery to find a way to ensure cakes remain firmly affixed to cardboard plates during shipping. Coating the cake plate with heated corn syrup proved to be the solution. However, the syrup was often overheated and had to be discarded. In addition, workers were routinely over-applying the syrup creating costly waste and a messy work environment.

Solution: An AutoJet® Precision Spray Control System with temperature control now applies a precise volume of corn syrup to each plate. As the plates move down the conveyor, a heated PulaJet® nozzle applies a light coating of corn syrup. An AutoJet spray controller makes automatic adjustments to flow rate based on line speed and spray pressure to ensure optimal performance.

RESULTS:

System payback: less than four months

Lower scrap rate: cake damage dropped dramatically

Reduced use of corn syrup: 0.5 grams per plate compared to 7 grams per plate

Lower operating costs: workers have been deployed to other tasks

REVENUE BOOST OF US\$60,000 FOR BEEF PROCESSOR WITH NEW AUTOMATED SPRAY SYSTEM

Problem: Unable to find a way to uniformly add water to its products prior to freezing and stay in compliance with government regulations, this beef processor was forced to forego adding moisture. Since beef patties are sold based on weight, this was a significant revenue loss for the processor since product weight decreases during freezing.

Solution: An AutoJet Precision Spray Control System provides the necessary precision for moisture addition. The AutoJet Model 2250 Spray Controller adjusts the duty cycle of the PulaJet nozzles based on line speed information from a sensor on the conveyor.

RESULTS:

System payback: less than six months

Improved product control: moisture addition to patties to offset loss during freezing now verifiable and product weight is maintained

Revenue gain: US\$5,000 per month



AUTOJET® SPRAY CONTROLLERS

System control options range from simple to sophisticated and offer Precision Spray Control. Choose the level of automation best suited to your operation.



AUTOJET MODEL 1550+ MODULAR SPRAY SYSTEM: BASIC CONTROL

- Automatic on/off control of up to eight PulsaJet® nozzles
- Self-contained unit – set-up takes minutes
- Wetted parts available with food contact materials of construction
- Equipped with a pump, a pressure pot or without any integrated liquid supply
- Touch screen HMI with diagnostic screens for easy user control and troubleshooting
- Precision Spray Control ensures uniform coverage and accurate flow rate adjustments based on line speed
- Easily configured spray timing control for accurate placement of sprayed liquid to help ensure product quality and minimize waste



AUTOJET® MODEL 2008+ SPRAY CONTROL PANEL: INTERMEDIATE CONTROL

- Automatic control of up to 16 Pulsajet nozzles
- Cycles Pulsajet nozzles up to 50% faster to ensure uniform coverage of conveyors and moving objects at even faster line speeds
- Operates Pulsajet nozzles at up to 250% higher pressure to spray higher viscosity coatings
- Distance-based timing control ensures more accurate placement of intermittent sprays at variable line speeds
- Wide range of input and output signals to allow use of a variety of sensors, including trigger sensors, line speed sensors, pressure transducers and more
- Optional zone control to turn individual nozzles in a manifold on/off
- Precision Spray Control ensures uniform coverage and accurate flow rate adjustments based on line speed
- Integrates easily with other plant control systems
- Available with food contact materials of construction
- Touch screen HMI with diagnostic screens for easy user control and troubleshooting



AUTOJET MODEL 2250+ SPRAY CONTROL PANEL: ADVANCED SPRAY CONTROL

- Automatic control of up to 16 Pulsajet nozzles
- Real-time monitoring and closed-loop control of spray pressure and flow control
- Optional second channel provides independent control for a second spray manifold or a second production line
- Cycles Pulsajet nozzles up to 50% faster to ensure uniform coverage of conveyors and moving objects at even faster line speeds
- Operates Pulsajet nozzles at up to 250% higher pressure to spray higher viscosity coatings
- Precision Spray Control ensures uniform coverage and accurate flow rate adjustments based on line speed
- Integrates easily with other plant control systems
- Available with food contact materials of construction
- Touch screen HMI with diagnostic screens for easy user control and troubleshooting



APPLICATION-SPECIFIC AUTOJET SYSTEMS

Standard AutoJet Systems are also available for specific coating applications.
Ask your sales engineer for additional information.

- AutoJet Antimicrobial Spray Systems
- AutoJet Mold Inhibitor Spray Systems
- AccuCoat® Heated Spray Systems



PULSAJET® AUTOMATIC SPRAY NOZZLES

All food grade PulsaJet® automatic spray nozzles are constructed entirely of materials approved for food processing applications. Wetted materials meet FDA and EC 1935/2005 requirements for food contact. Stainless steel, PPS, PEEK™ and Viton® are used for maximum chemical resistance.

PulsaJet nozzles are also available for spraying alcohol in zone 1 hazardous locations. Certified by FM approvals, the nozzles feature stainless steel, PEEK and PPS wetted parts for maximum chemical resistance.



PulsaJet nozzles are available in a wide variety of configurations, including:

- Hydraulic or air atomized sprays
- Threaded or sanitary inlet connections
- Auto-alignment of flat spray tips
- Recirculation of sprayed liquid
- Temperature control to enable spraying of heated viscous liquids
- Special coatings for improved corrosion resistance
- Special construction for enhanced moisture protection

Precise liquid distribution for all PulsaJet automatic spray nozzles is provided using UniJet® spray tips. Standard UniJet tips are available in 303 or 316 stainless steel and offer a wide range of flow rates and spray angles.

Premium UniJet PWMD spray tips offer improved coating uniformity for critical food processing applications. The tapered edges ensure even coverage when overlapping sprays are required and the low volume behind the spray orifice results in improved spray distribution. UniJet PWMD tips are available in 303 stainless steel and offer a wide range of flow rates.

MODELS

AA10000AUH-104208

AA10000AUH-104210-FC



Liquid inlet connection	1/8" NPT or BSPT
Minimum flow rate at 40 psi (2.8 bar) and 10% duty cycle	.0017 gpm (0.006 lpm)
Maximum flow rate at 100 psi (7 bar) and 100% duty cycle	0.47 gpm (1.8 lpm)
Maximum rated pressure	100 psi (7 bar) (250 psi [17 bar] with 2008+ controller)
Maximum liquid temperature	200°F (93°C)
Power	24VDC, 0.36 amp
Maximum operating speed	10,000 cpm (15,000 cpm with 2008+ controller)
104208 accepts UniJet® TPU spray tips*. 104210-FC accepts Premium UniJet PWMD spray tips with 5° offset for auto spray pattern alignment**. Construction: Stainless steel, Viton® or EPDM seals, PPS and PEEK™.	

MODELS

AA10000AUH-03-3/8SF-CRN

AA10000AUH-55417



Liquid inlet connection	1/2" sanitary flange
Minimum flow rate at 40 psi (2.8 bar) and 10% duty cycle	.0017 gpm (0.006 lpm)
Maximum flow rate at 100 psi (7 bar) and 100% duty cycle	0.47 gpm (1.8 lpm)
Maximum rated pressure	100 psi (7 bar) (250 psi [17 bar] with 2008+ controller)
Maximum liquid temperature	200°F (93°C)
Power	24VDC, 0.36 amp
Maximum operating speed	10,000 cpm (15,000 cpm with 2008+ controller)
Both nozzles accept UniJet TPU spray tips*. Construction: Magnetic stainless steel with chromium nitride coating for improved corrosion resistance, Viton® or EPDM seals, PPS and PEEK.	

MODEL

AA10000AUH-114270-FC



Liquid inlet connection	1/2" sanitary flange
Minimum flow rate at 40 psi (2.8 bar) and 10% duty cycle	.0017 gpm (0.006 lpm)
Maximum flow rate at 100 psi (7 bar) and 100% duty cycle	0.47 gpm (1.8 lpm)
Maximum rated pressure	100 psi (7 bar)
Maximum liquid temperature	200°F (93°C)
Power	24VDC, 0.36 amp
Maximum operating speed	6,000 cpm
Accepts UniJet TPU spray tips* using a threadless tip connection. Construction: Stainless steel, Viton® or EPDM seals, PPS and PEEK.	

*More information: *Industrial Spray Products Catalog* 75-HYD, pages C24-C31.

**More information: Data Sheet, PWMD UniJet® Tips.

MODELS

AA10000AUH-10-FC

AA10000AUH-63910-1/2SF



Liquid inlet connection	10-FC: 1/8" NPT or BSPT 63910-1/2SF: 1/2" sanitary flange
Minimum Flow rate at 40 psi (2.8 bar) and 20% duty cycle	.02 gpm (0.075 lpm)
Maximum flow rate at 100 psi (7 bar) and 100% duty cycle	1.6 gpm (1.8 lpm)
Maximum rated pressure	100 psi (7 bar)
Maximum liquid temperature	150°F (65°C)
Power	24VDC, 0.36 amp
Maximum operating speed	5,000 cpm
Both nozzles accept UniJet TPU spray tips*. Construction: Stainless steel, Viton® or EPDM seals, PPS and PEEK. 63910-1/2SF version magnetic stainless steel with chromium nitride coating for improved corrosion resistance.	



MODEL

AA10000AUH-104215-FC



Liquid inlet connections	1/8" NPT or BSPT
Minimum flow rate at 40 psi (2.8 bar) and 10% duty cycle	.0017 gpm (0.006 lpm)
Maximum flow rate at 100 psi (7 bar) and 100% duty cycle	0.47 gpm (1.8 lpm)
Maximum rated pressure	100 psi (7 bar) (250 psi [17 bar] with 2008+ controller)
Maximum liquid temperature	200°F (93°C)
Power	24VDC, 0.36 amp
Maximum operating speed	10,000 cpm (15,000 cpm with 2008+ controller)
Accepts Premium UniJet® PWMD spray tips with 5° offset for auto spray pattern alignment. Port at front allows recirculation of sprayed fluid**.	
Construction: Stainless steel, Viton® or EPDM seals, PPS and PEEK™.	

MODEL

AA10000AUH-72440



Liquid inlet connections	72440-SF: 1/2" sanitary flange 72440-T: 1/4" NPT or BSPT
Minimum flow rate at 40 psi (2.8 bar) and 10% duty cycle	.0017 gpm (0.006 lpm)
Maximum flow rate at 100 psi (7 bar) and 100% duty cycle	0.47 gpm (1.8 lpm)
Maximum rated pressure	100 psi (7 bar)(250 psi [17 bar] with 2008+ controller)
Maximum liquid temperature	150°F (65°C)
Power	24VDC, 0.36 amp
Maximum operating speed	10,000 cpm (15,000 cpm with 2008+ controller)
Accepts UniJet TPU spray tips* using a threadless tip connection.	
Construction: Stainless steel, Viton® or EPDM seals, PPS and PEEK. Magnetic stainless steel available with chromium nitride coating for improved corrosion resistance or electropolish finish.	

MODELS

AA10000JJAU-104209

AA10000JJAU-3/8SF-CRN



Liquid inlet connections	104209: 1/8" NPT or BSPT 3/8SF-CRN: 1/2" sanitary flange
Minimum flow rate at 40 psi (2.8 bar) and 10% duty cycle	0.0043 gpm (0.016 lpm)
Maximum flow rate at 100 psi (7 bar) and 100% duty cycle	0.18 gpm (0.68 lpm)
Maximum rated pressure	100 psi (7 bar) (250 psi [17 bar] with 2008+ controller)
Maximum liquid temperature	200°F (93°C)
Power	24VDC, 0.36 amp
Maximum operating speed	10,000 cpm (15,000 cpm with 2008+ controller)
Both units accept JJ setups***. Specify appropriate retainer cap when ordering Construction: Stainless steel, Viton or EPDM seals, PPS and PEEK. AA10000JJAU-3/8SF-CRN has magnetic stainless steel with chromium nitride coating for improved corrosion resistance.	

MODEL AA10000AUH-03-Z1



Liquid inlet connection	1/8" NPT or BSPT
Minimum Flow rate at 40 psi (2.8 bar) and 10% duty cycle	.0017 gpm (0.006 lpm)
Maximum flow rate at 100 psi (7 bar) and 100% duty cycle	0.47 gpm (1.8 lpm)
Maximum rated pressure	100 psi (7 bar)
Maximum liquid temperature	104°F (40°C)
Power	Max. 27VDC, 0.36 amp
Maximum operating speed	10,000 cpm
Accepts UniJet TPU spray tips*. Used in Zone 1 hazardous areas.	
Construction: Stainless steel, FFKM seals, PPS and PEEK.	

*More information: *Industrial Spray Products Catalog* 75-HYD, pages C24-C31.

**More information: Data Sheet, PWMD UniJet® Tips.

***More information: *Air Atomizing and Automatic Spray Nozzles Catalog* 75AA-AUTO, pages B24-B31.



SPRAY MANIFOLDS

98250 HYDRAULIC PULSAJET® SPRAY MANIFOLD

- Use with PulaJet hydraulic spray nozzles
- User specified lengths, number of nozzles and nozzle spacing
- User-adjustable nozzle spacing
- Dual inlet ports for liquid recirculation
- Aluminum construction
- IP64 wiring configuration available for single channel or independent banking of nozzles

63600 HYDRAULIC SANITARY JACKETED PULSAJET MANIFOLD

- Heated or non-heated operation
- Hot water jacket can be used as a cooling jacket
- Housing and all internal liquid and conduit lines are 316L stainless steel construction

63600 AIR ATOMIZING SANITARY JACKETED PULSAJET MANIFOLD

- Heated or non-heated operation
- Hot water jacket can be used as a cooling jacket
- Housing and all internal liquid and conduit lines are 316L stainless steel construction





HELPFUL RESOURCES

Precision Spray Control Demonstrations	spray.com/psc
A Guide to Spray Technology for Food Processing	Bulletin 524D
A Guide to Spray Technology for the Bakery Industry	Bulletin 602
63600 Sanitary Air Atomizing Spray Manifolds	Bulletin 701
AccuCoat® Heated Spray Systems	Bulletin 649
AutoJet® Antimicrobial Spray Systems	Bulletin 647C

The following trademarks are registered to other entities in the US and may be registered in other countries as well: Peek™, Viton®



Spraying Systems Co.®
Experts in Spray Technology

North Avenue and Schmale Road, P.O. Box 7900, Wheaton, IL 60187-7901 USA

Tel: 1.800.95.SPRAY Intl. Tel: 1.630.665.5000
Fax: 1.888.95.SPRAY Intl. Fax: 1.630.260.0842

www.spray.com



Bulletin No. 711 ©Spraying Systems Co. 2013